

6/8 P

6/8 POLI / POLES 1000/750 rpm - V 400/50 Hz - Doppio avvolgimento / Double winding

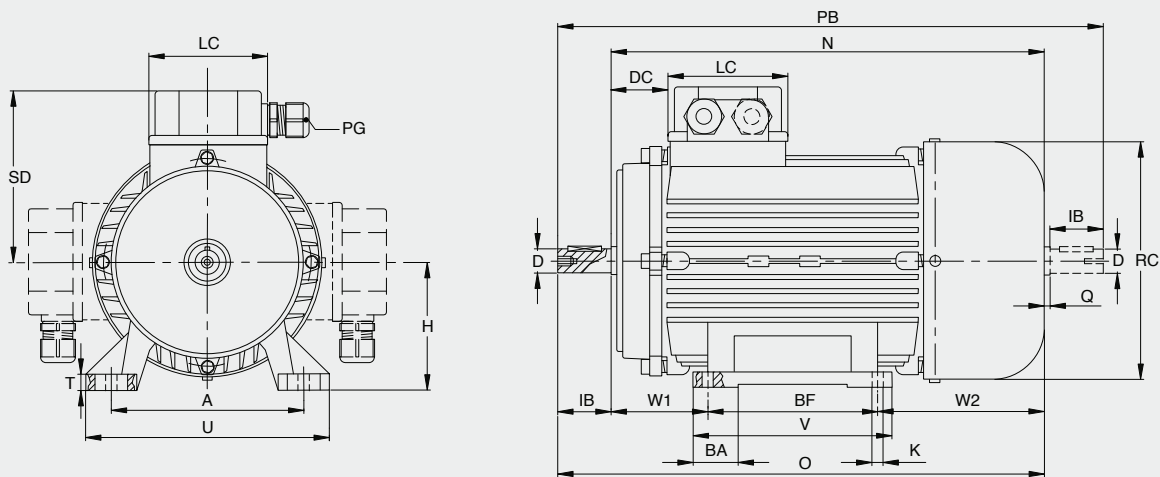
TIPO TYPE		Potenza Power		rpm	In 400 V A	Rend% Eff.%	Cosφ p.f.	Ia In	Ca Cn	Cn Nm	J kgm ²	Peso Weight Kg	TIPO TYPE	DC				AC				DC - S				POS.DC				
DAV	poli poles	kw	hp											CF Nm	Cicli/h Cycles/h	PB Watt	Peso Weight Kg	CF Nm	Cicli/h Cycles/h	PB VA	Peso Weight Kg	CF Nm	Cicli/h Cycles/h	PB Watt	Peso Weight Kg	CF Nm	Cicli/h Cycles/h	PB Watt	Peso Weight Kg	
DP63C	6	0,07	0,10	890	0,500	26,0	0,78	2,2	1,8	0,75	0,00060	4,4	AD63C	6	4	4500	20	6,0	5	4500	40	7,0	3	4500	18	5,7	7,5	4500	11,5	4,8
	8	0,03	0,05	660	0,400	34,0	0,32	1,8	1,8	0,43	0,00060	4,4		8	4	5500	20	6,0	5	5500	40	7,0	3	5500	18	5,7	7,5	5500	11,5	4,8
DP71C	6	0,18	0,25	900	0,900	47,0	0,61	2,3	1,9	1,91	0,00100	6,6	AD71C	6	4	5500	20	8,0	5	5500	40	8,4	4	5500	18	7,9	7,5	5500	11,5	7,6
	8	0,09	0,12	670	0,800	36,1	0,45	1,9	1,9	1,28	0,00100	6,6		8	4	14000	20	8,0	5	14000	40	8,4	4	14000	18	7,9	7,5	14000	11,5	7,6
DP80A	6	0,20	0,28	963	0,880	50,0	0,66	2,5	2,0	2,00	0,00220	8,7	AD80A	6	8	2700	25	10,7	10	2700	70	11,0	9	2700	25	10,9	15,0	2700	16,0	10,7
	8	0,11	0,15	718	0,703	41,0	0,55	2,0	2,0	1,50	0,00220	8,7		8	8	9000	25	10,7	10	9000	70	11,0	9	9000	25	10,9	15,0	9000	16,0	10,7
DP80B	6	0,37	0,50	900	1,800	53,0	0,56	3,5	2,0	3,93	0,00250	11,0	AD80B	6	8	2500	25	13,0	10	2500	70	12,2	9	2500	25	12,1	15,0	2500	16,0	13,0
	8	0,25	0,35	670	1,400	44,0	0,59	2,4	1,5	3,56	0,00250	11,0		8	8	8500	25	13,0	10	8500	70	12,2	9	8500	25	12,1	15,0	8500	16,0	13,0
DP90S	6	0,37	0,50	920	1,600	54,0	0,62	3,4	2,2	3,84	0,00360	12,5	AD90S	6	16	2500	30	15,5	20	2500	120	17,0	10	2500	25	14,7	30,0	2500	21,0	15,5
	8	0,25	0,35	690	1,300	46,0	0,60	2,2	1,7	3,46	0,00360	12,5		8	16	8500	30	15,5	20	8500	120	17,0	10	8500	25	14,7	30,0	8500	21,0	15,5
DP90L	6	0,55	0,75	920	2,100	48,6	0,78	3,4	2,1	5,71	0,00450	14,0	AD90L	6	16	2300	30	17,0	20	2300	120	18,0	10	2300	25	16,2	30,0	2300	21,0	14,6
	8	0,37	0,50	690	1,800	55,3	0,54	2,2	2,0	5,12	0,00450	14,0		8	16	8000	30	17,0	20	8000	120	18,0	10	8000	25	16,2	30,0	8000	21,0	14,6
DP90LB	6	0,75	1,00	946	2,387	63,8	0,71	3,6	3,6	7,60	0,00500	18,0	AD90LB	6	16	2300	30	21,0	20	2300	120	22,0	10	2300	25	20,2	30,0	2300	21,0	16,6
	8	0,55	0,75	691	2,164	57,0	0,64	2,3	2,3	7,60	0,00500	18,0		8	16	7800	30	21,0	20	7800	120	22,0	10	7800	25	20,2	30,0	7800	21,0	16,6
DP100A	6	0,75	1,00	930	2,800	68,0	0,57	3,0	1,8	7,70	0,00900	19,0	AD100A	6	32	1600	40	23,0	40	1600	160	25,5	12	1600	35	22,5	60,0	1600	28,0	23,0
	8	0,55	0,75	700	2,100	43,0	0,88	2,1	1,6	7,51	0,00900	19,0		8	32	6000	40	23,0	40	6000	160	25,5	12	6000	35	22,5	60,0	6000	28,0	23,0
DP100B	6	0,90	1,30	940	3,200	71,0	0,57	2,6	1,9	9,15	0,01000	22,0	AD100B	6	32	1500	40	26,0	40	1500	160	29,0	12	1500	35	25,5	60,0	1500	28,0	25,0
	8	0,75	1,00	710	2,800	46,0	0,84	1,9	1,7	10,09	0,01000	22,0		8	32	5500	40	26,0	40	5500	160	29,0	12	5500	35	25,5	60,0	5500	28,0	25,0
DP112A	6	1,20	1,70	940	4,000	44,1	0,98	3,6	2,1	12,20	0,01500	32,0	AD112A	6	60	1200	50	38,0	60	1200	300	41,0	13	1200	35	35,7	60,0	1200	28,0	39,0
	8	0,90	1,30	710	3,500	42,1	0,88	2,4	1,9	12,11	0,01500	32,0		8	60	3400	50	38,0	60	3400	300	41,0	13	3400	35	35,7	60,0	3400	28,0	39,0
DP132S	6	2,20	3,00	971	5,675	78,0	0,72	4,4	1,9	21,60	0,03000	45,0	AD132S	6	60	900	55	54,0	90	900	500	60,0	17	900	35	49,5	120,0	900	38,0	57,0
	8	1,30	1,80	724	4,433	67,0	0,63	3,5	1,4	17,20	0,03000	45,0		8	60	1600	55	54,0	90	1600	500	60,0	17	1600	35	49,5	120,0	1600	38,0	57,0
DP132M	6	3,00	4,00	960	7,000	80,0	0,77	5,0	2,0	29,86	0,04200	55,0	AD132M	6	80	900	55	64,0	90	900	500	69,0	17	900	35	60,0	120,0	900	38,0	67,0
	8	1,50	2,00	715	5,000	70,0	0,62	4,0	1,8	20,04	0,04200	55,0		8	80	1600	55	64,0	90	1600	500	69,0	17	1600	35	60,0	120,0	1600	38,0	67,0
DP160M	6	5,50	7,30	960	12,500	81,0	0,78	5,6	2,1	54,74	0,08800	70,0	AD160M	6	150	800	85	84,0	200	800	600	87,0	30	800	65	75,0	240,0	800	45,0	92,0
	8	2,50	3,30	730	7,000	72,0	0,72	4,5	2,1	32,72	0,08800	70,0		8	150	1500	85	84,0	200	1500	600	87,0	30	1500	65	75,0	240,0	1500	45,0	92,0
DP160L	6	7,50	10,00	970	15,500	82,0	0,85	5,8	2,0	73,87	0,10600	90,0	AD160L	6	150	600	85	104,0	200	600	600	107,0	30	600	65	95,0	240,0	600	45,0	112,0
	8	4,00	5,30	720	9,200	73,0	0,86	4,5	2,0	53,08	0,10600	90,0		8	150	1000	85	104,0	200	1000	600	107,0	30	1000	65	95,0	240,0	1000	45,0	112,0
DP180L	6	11,00	15,00	930	23,000	86,0	0,80	5,8	1,4	113,01	0,17000	130,0	AD180L	6	260	200	100	150,0	400	200	600	149,0	-	-	-	-	480,0	200	70,0	150,5
	8	5,50	7,50	725	25,000	86,0	0,37	5,0	2,0	72,48	0,17000	130,0		8	260	200	100	150,0	400	200	600	149,0	-	-	-	-	480,0	200	70,0	150,5
DP200L	6	13,50	18,00	940	28,000	86,0	0,81	6,0	1,4	137,21	0,18000	150,0	AD200L	6	400	100	100	170,0	400	100	600	169,0	-	-	-	-	480,0	100	70,0	170,5
	8	7,50	10,00	725	33,000	87,0	0,38	5,0	2,0	98,84	0,18000	150,0		8	400	100	100	170,0	400	100	600	169,0	-	-	-	-	480,0	100	70,0	170,5

Motori asincroni trifase **doppia polarità** serie DP
 Motori asincroni trifase **doppia polarità autofrenanti** serie AD
 DP series **two-speed** three-phase induction motors
 AD series **two-speed** three-phase induction **brake** motors

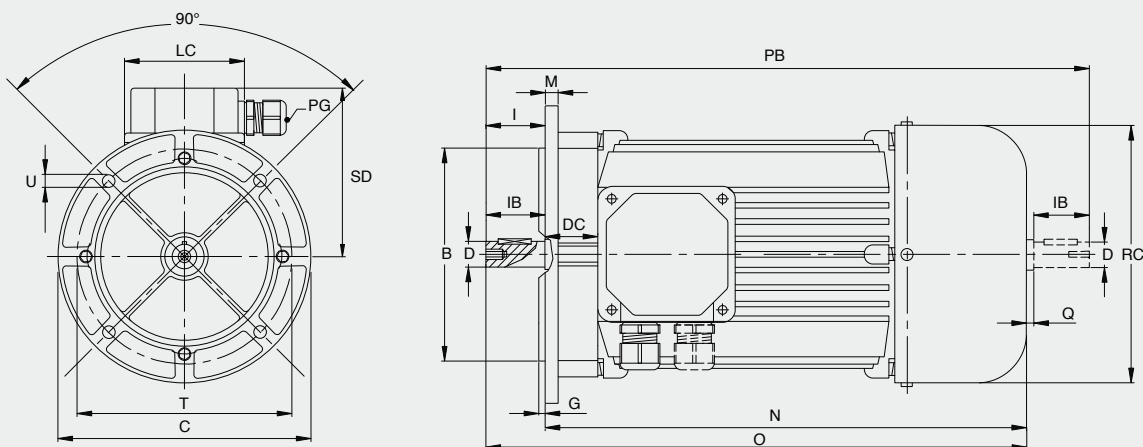
Dimensioni motori trifase e doppia polarità serie T - DP - HE2 - HE3** - IN
 Dimensions of three-phase and two-speed motors series T - DP - HE2 - HE3** - IN

In generale dalla grandezza 71 ÷ 200 piedi riportati / In generale dalla grandezza 71 ÷ 200 piedi riportati

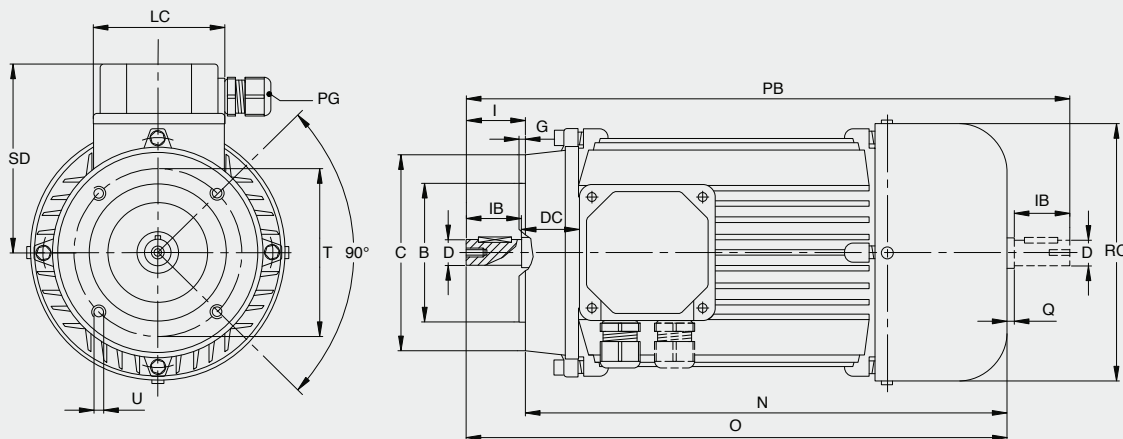
B3



B5

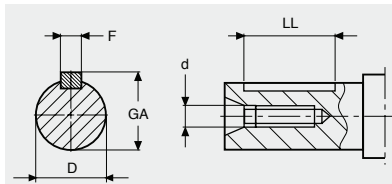


B14



* vedere pag. 45 ** su richiesta * see page 45 ** upon request

Tab. 37



Grand. / Size	50	56	63	71	80	90	100	112	132	160	180	200
F	3	3	4	5	6	8	8	8	10	12	14	16
D	9	9	11	14	19	24	28	28	38	42	48	55
GA	10,2	10,2	12,5	16,0	21,5	27,0	31,0	31,0	41,0	45,0	52,5	59,0
d		M4	M4	M5	M6	M8	M10	M10	M12	M16	M16	M20
LL	15	15	15	20	30	40	50	50	60	100	90	100

Grand. Size	Dimensioni / Dimensions																			B3	
	D	IB	A	BF	K	H	W1	W2	N	O	PG	RC	SD	TP	U	V	PB	Q	LC	DC	BA
56	9	20	90	71	6	56	36	61,0	168,0	188,0	M16	110	95	10	108	90	211,0	3	75	24	25
63	11	23	100	80	7	63	40	70,5	190,5	213,5	M16	123	100	10	120	105	239,5	3	75	28	27
71	14	30	112	90	8	71	48	80,0	218,0	248,0	M16	137	109	11	136	108	281,0	3	75	36	24
80	19	40	125	100	9	80	54	88,0	242,0	282,0	M20	156	123	13/14	154	125	326,0	4	91	35	30
90S	24	50	140	100	10	90	59	96,0	255,0	305,0	M20	176	128	13/15	170	130	358,0	3	91	40	30
90L	24	50	140	125	10	90	59	96,0	280,0	330,0	M20	176	128	13/15	170	155	383,0	3	91	40	32
100	28	60	160	140	13	100	63	109,0	312,0	372,0	M20	194	140	15/16	192	175	437,0	5	91	45	32
112	28	60	190	140	13	112	72	118,0	330,0	390,0	M20	218	148	15	224	176	455,0	5	91	47	34
132S	38	80	216	140	14	132	89	151,5	380,5	460,5	M32	258	177	16/18	260	180	546,5	6	106	57	37
132M	38	80	216	178	14	132	89	151,5	418,5	498,5	M32	258	177	16/18	260	218	584,5	6	106	57	37
160M	42	110	254	210	16	160	108	173,0	491,0	601,0	M32	309	220	18	318	260	718,0	7	165	118	52
160L	42	110	254	254	16	160	108	173,0	535,0	645,0	M32	309	220	18	318	304	-	-	165	118	52
180	48	110	280	280	16	180	120	210,0	610,0	720,0	M32	346	260	24	346	330	-	-	187	51	42
200	55	110	318	305	18	200	118	208,0	631,0	741,0	M32	348	260	26	398	355	-	-	187	62	54

Grand. Size	Dimensioni / Dimensions																			B5	
	D	I	B	C	G	M	N	O	PG	RC	SD	T	U	PB	Q	LC	DC	IB	LC	DC	BA
56	9	20	80	120	2,5	8,5	168,0	188,0	M16	110	95	100	7,0	211,0	3	75	24	20	75	24	25
63	11	23	95	140	2,5	10,0	190,5	213,5	M16	123	100	115	9,5	239,5	3	75	28	23	75	28	27
71	14	30	110	160	3,0	10,0	218,0	248,0	M16	137	109	130	9,5	281,0	3	75	36	30	75	36	24
80	19	40	130	200	3,0	11,0	242,0	282,0	M20	156	123	165	12,0	326,0	4	91	35	40	91	35	30
90S	24	50	130	200	3,5	10,0	255,0	305,0	M20	176	128	165	12,0	358,0	3	91	40	50	91	40	30
90L	24	50	130	200	3,5	10,0	280,0	330,0	M20	176	128	165	12,0	383,0	3	91	40	50	91	40	32
100	28	60	180	250	4,0	14,0	312,0	372,0	M20	194	140	215	14,5	437,0	5	91	45	60	91	45	32
112	28	60	180	250	4,0	14,0	330,0	390,0	M20	218	148	215	14,5	455,0	5	91	47	60	91	47	34
132S	38	80	230	300	4,0	20,0	380,5	460,5	M32	258	177	265	14,5	546,5	6	106	57	80	106	57	37
132M	38	80	230	300	4,0	20,0	418,5	498,5	M32	258	177	265	14,5	584,5	6	106	57	80	106	57	37
160M	42	110	250	350	5,0	20,0	491,0	601,0	M32	309	220	300	18,5	718,0	7	165	118	110	165	118	52
160L	42	110	250	350	5,0	20,0	535,0	645,0	M32	309	220	300	18,5	-	-	165	118	110	165	118	52
180	48	110	250	350	5,0	20,0	610,0	720,0	M32	346	260	300	19,0	-	-	187	51	110	187	51	42
200	55	110	300	400	5,0	20,0	631,0	741,0	M32	348	260	350	19,0	-	-	187	62	110	187	62	54

Grand. Size	Dimensioni / Dimensions																			B14	
	D	I	B	C	G	N	O	PG	RC	SD	T	U	PB	Q	LC	DC	IB				
50A	9	20	50	80	2,5	125,0	145,0	M16	98	77	65	M5	-	-	56	20	20				
50B	9	20	50	80	2,5	141,0	161,0	M16	98	77	65	M5	184,0	3	64	23	20				
56	9	20	50	80	2,5	168,0	188,0	M16	110	95	65	M5	211,0	3	75	24	20				
63	11	23	60	90	2,5	190,5	213,5	M16	123	100	75	M5	239,5	3	75	28	23				
71	14	30	70	105	3,0	218,0	248,0	M16	137	109	85	M6	281,0	3	75	36	30				
80	19	40	80	120	3,0	242,0	282,0	M20	156	123	100	M6	326,0	4	91	35	40				
90S	24	50	95	140	3,0	255,0	305,0	M20	176	128	115	M8	358,0	3	91	40	50				
90L	24	50	95	140	3,0	280,0	330,0	M20	176	128	115	M8	383,0	3	91	40	50				
100	28	60	110	160	4,0	312,0	372,0	M20	194	140	130	M8	437,0	5	91	45	60				
112	28	60	110	160	4,0	330,0	390,0	M20	218	148	130	M8	455,0	5	91	47	60				
132S	38	80	130	200	4,0	380,5	460,5	M32	258	177	165	M10	546,5	6	106	57	80				
132M	38	80	130	200	4,0	418,5	498,5	M32	258	177	165	M10	584,5	6	106	57	80				
160M	42	110	180	250	4,0	491,0	601,0	M32	309	220	215	M12	718,0	7	165	118	110				
160L	42	110	180	250	4,0	535,0	645,0	M32	309	220	215	M12	-	-	165	118	110				

B14 - grandezze 180 / 200 disponibili su richiesta B14 - sizes 180 / 200 available on request